














il sindaco  il segretario  il progettista 

Architetto Anna Maria Braioni
Collaboratore: Matteo Masconale
Vicolo Ponte Nuovo, 9 - 37121 VERONA - tel./fax 045 597733

- LEGENDA**
-  Curva di livello 90 metri.
 -  Curva di livello 95 metri.
 -  Curva di livello 100 metri.
 -  Fossi di drenaggio.
 -  Corsi d'acqua naturali.
 -  Ristagni d'acqua.
 -  Depressione.
 -  Vincoli monumentali e beni culturali.
 -  Pendenze del terreno superiori al 5%.
 -  Aree boscate.

